



General Fund Budget
School Districts, Area Vocational Technical Schools,
Charter Schools, and Special Program Jointures


PDE - 2028
For the Fiscal Year
Ended 06/30/2003

General Fund Budget Approval

Date of Adoption of the General Fund Budget 11/18/2002


President of the Board - Original Signature Required


Secretary of the Board - Original Signature Required


Chief School Administrator - Original Signature Required

Peter Costa
Contact Person (856) 533-1600 1656
Telephone Number Extension

pcosta@foundationsinc.org
E-mail Address

Return to: Pennsylvania Department of Education
Bureau of Budget and Fiscal Management
Division of Subsidy Data and Administration
333 Market Street
Harrisburg, PA 17126-0333

BUDGET SUMMARY OF ESTIMATED REVENUES AND OTHER FINANCING SOURCES
 2002-2003 General Fund Budget 06/30/2003 Fiscal Year Enc
 Page 1 - PDE-202E

AUN #: 124150003
 2/13/2003 2:49:59 PM

<u>CODE</u>	<u>ITEM</u>	<u>AMOUNT</u>	<u>TOTAL</u>
	<u>ESTIMATED BEGINNING UNRESERVED FUND BALANCE AVAILABLE FOR APPROPRIATION</u> <u>AND RESERVES SCHEDULED FOR LIQUIDATION DURING THE FISCAL YEAR</u>		
	Estimated Reserve for Encumbrances	0	
	Estimated Unreserved Fund Balance (Deficit)	0	
		0	
		0	
		0	
		0	
		0	

TOTAL ESTIMATED BEGINNING UNRESERVED FUND BALANCE AVAILABLE FOR APPROPRIATION
AND RESERVES SCHEDULED FOR LIQUIDATION DURING THE FISCAL YEAR

SUMMARY OF ESTIMATED GENERAL FUND REVENUES AND OTHER FINANCING SOURCES

6000	Revenue from Local Sources	2,423,945	
7000	Revenue from State Sources	86,472	
8000	Revenue from Federal Sources	261,375	
9000	Other Financing Sources	0	
	<u>TOTAL ESTIMATED REVENUES AND OTHER FINANCING SOURCES</u>		2,771,792

TOTAL ESTIMATED FUND BALANCE, REVENUES, AND OTHER FINANCING SOURCES
AVAILABLE FOR APPROPRIATION

2,771,792

ESTIMATED REVENUES AND OTHER FINANCING SOURCES - DETAILED
2002-2003 General Fund Budget 06/30/2003 Fiscal Year Enc
Page 3 - PDE-202E

AUN #: 124150003
 2/13/2003 2:50:00 PM

<u>CODE</u>	<u>ITEM</u>	<u>AMOUNT</u>	<u>TOTAL</u>
7100	Basic Instructional & Operating Subsidies	0	
7115	Read To Succeed	0	
7140	State Subsidies for Charter Schools	0	
7150	School Performance Awards	0	
7160	Tuition for Orphans and Children Placed in Private Homes (Sec. 1305 & 1306)	0	
7170	Educational Empowerment/School Improvement Grant	0	
7180	Staff and Program Development	0	
7200	Subsidies for Specific Educational Programs	0	
7210	Homebound Instruction	0	
7220	Vocational Education	0	
7230	Alternative Education	0	
7240	Driver Education - Student	0	
7250	Migratory Children	0	
7260	Workforce Investment Act	0	
7270	Special Education of Exceptional Pupils	0	
7271	Special Education - Funding for School Aged Pupils	0	
7272	Early Intervention - Handicapped Children	0	
7280	Adult Literacy	0	
7290	Other Program Subsidies	0	
7300	Subsidies for Noneducational Programs	0	
7310	Transportation (Regular and Additional)	30,800	
7320	Rental and Sinking Fund Reimbursements	0	
7330	Health Services (Medical, Dental, Nurse, Act 25)	0	
7350	Sewage Treatment Operation	0	
7360	Safe Schools	0	
7400	Vocational Training of the Unemployed	0	
7500	Extra Grants	0	
7600	Subsidy for Milk, Lunch and Breakfast Programs	0	
7800	Subsidy for State Paid Benefits	0	
7810	Revenue for Social Security Payments	48,829	
7820	Revenue for Retirement Payments	6,843	
7900	Revenue for Technology	0	
	TOTAL REVENUE FROM STATE SOURCES		86,472

<u>CODE</u>	<u>ITEM</u>	<u>AMOUNT</u>	<u>TOTAL</u>
8100	Unrestricted Grants-in-Aid Directly from Federal Government	0	
8110	Payments for Federally Impacted Areas P. L. 81-874	0	
8190	Other Unrestricted Federal Grants-in-Aid Direct From the Federal Government	0	
8200	Unrestricted Grants-in-Aid From the Federal Government Through the Commonwealth	0	
8300	Restricted Grants-in-Aid Directly from the Federal Government	0	
8310	Payments for Federally Impacted Areas P. L. 81-815	0	
8320	Energy Conservation Grants (TA) (ECM)	0	
8390	Other Restricted Federal Grants-in-Aid Directly From the Federal Government	0	
8500	Restricted Grants-in-Aid from the Federal Government through the Commonwealth	0	
8510	Elementary & Secondary Education Act (ESEA), Education Consolidation & Improvement Act (ECIA), Individuals with Disabilities Education Act (IDEA)	0	
8511	ESEA, Title IV	0	
8512	Individuals with Disabilities Education Act, Part B (IDEA)	0	
8513	Education of Disadvantaged Children - ECIA Title 1	0	
8514	Education of Disadvantaged Children - ESEA, Title 1	0	
8515	Individuals with Disabilities Education Act, Section 619 (Preschool Grants)	0	
8517	Capital Expenses - Title 1	0	
8518	Federal Funds for Charter Schools (Charter School Use Only)	240,625	
8519	Other ESEA & IDEA Programs	20,750	
8520	Vocational Education	0	
8521	Vocational Education - Operating Expenditures	0	
8522	Vocational Education - Capital Outlay	0	
8530	Child Nutrition Program	0	
8540	Nutrition Education and Training	0	
8560	Federal Block Grants, ESEA, Title VI	0	
8570	Education for Economic Security Act (EESA) Title II	0	
8580	Child Care and Development Block Grants	0	
8590	Other Restricted Grants-In-Aid through the Commonwealth not specified in the 8500 series	0	
8600	Restricted Grants-in-Aid from the Federal Government through the Commonwealth	0	
8610	Homeless Assistance Act, Homeless Children and Youth	0	
8620	Adult Basic Education	0	
8640	Economic Opportunity Act (Headstart)	0	
8650	Energy Conservation Grants (TA) (ECM)	0	
8660	Workforce Investment Act (WIA)	0	
8670	Drug Free Schools	0	
8680	Goals 2000, Title III Educate America	0	
8690	Other Restricted Federal Grants-in-Aid Through the Commonwealth	0	
8800	Medical Assistance	0	
8810	Medical Assistance Reimbursement through the Commonwealth (ACCESS)	0	

ESTIMATED REVENUES AND OTHER FINANCING SOURCES - DETAILED
2002-2003 General Fund Budget 06/30/2003 Fiscal Year Enc
 Page 5 - PDE-202E

AUN #: 124150003
 2/13/2003 2:50:02 PM

<u>CODE</u>	<u>ITEM</u>	<u>AMOUNT</u>	<u>TOTAL</u>
8820	Medical Assistance Reimbursement for Health Related Trans and Administration	0	
TOTAL REVENUE FROM FEDERAL SOURCES			261,375

<u>CODE</u>	<u>ITEM</u>	<u>AMOUNT</u>	<u>TOTAL</u>
9100	Sale of Bonds	0	
9200	Proceeds From Extended Term Financing	0	
9300	Interfund Transfers	0	
9320	Special Revenue Fund Transfers	0	
9330	Capital Projects Fund Transfers	0	
9340	Debt Service Fund Transfers	0	
9350	Enterprise Fund Transfers	0	
9360	Internal Service Fund Transfers	0	
9370	Trust and Agency Fund Transfers	0	
9380	Activity Fund Transfers	0	
9400	Sale or Compensation for Loss of Fixed Assets	0	
9700	Other Operating Transfers	0	
9710	Operating Transfers from Component Units	0	
	TOTAL OTHER FINANCING SOURCES	0	0
	TOTAL ESTIMATED REVENUES AND OTHER FINANCING SOURCES		2,771,792

CODE	ITEM	AMOUNT	TOTAL
1000	<u>INSTRUCTION</u>		
1100	Regular Instruction Programs - E/S	1,401,040	
1200	Special Instruction Programs - E/S	114,358	
1300	Vocational Education Programs	0	
1400	Other Instructional Programs - E/S	0	
1600	Adult Education Programs	0	
1700	Community / Junior College Education Programs	0	
	TOTAL INSTRUCTION		1,515,398
2000	<u>SUPPORT SERVICES</u>		
2100	Support Services - Pupil Personnel	5,000	
2200	Support Services - Instructional Staff	0	
2300	Support Services - Administration	472,888	
2400	Support Services - Pupil Health	51,819	
2500	Support Services - Business	84,425	
2600	Operation & Maintenance of Plant Services	288,606	
2700	Student Transportation Services	0	
2800	Support Services - Central	0	
2900	Other Support Services	0	
	TOTAL SUPPORT SERVICES		902,738
3000	<u>OPERATION OF NONINSTRUCTIONAL SERVICES</u>		
3100	Food Services	0	
3200	Student Activities	0	
3300	Community Services	0	
3400	Scholarships and Awards	0	
	TOTAL OPERATION OF NONINSTRUCTIONAL SERVICES		0
4000	<u>FACILITIES ACQUISITION, CONSTRUCTION AND IMPROVEMENT SERVICES</u>		
4000	Facilities Acquisition, Construction and Improvement Services	0	
	TOTAL FACILITIES ACQUISITION, CONSTRUCTION AND IMPROVEMENT SERVICES		0
	TOTAL ESTIMATED EXPENDITURES		2,418,136
5000	<u>OTHER FINANCING USES</u>		
5100	Debt Service	0	
5200	Fund Transfers	0	
5300	Transfers to Component Units	0	
5900	Budgetary Reserve	0	
	TOTAL OTHER FINANCING USES		0
	TOTAL ESTIMATED EXPENDITURES AND OTHER FINANCING USES		2,418,136
	Appropriation of Prior Year Encumbrances		0
	TOTAL APPROPRIATIONS		2,418,136
	ENDING UNRESERVED FUND BALANCE		353,656
	TOTAL APPROPRIATIONS AND ENDING FUND BALANCES		2,771,792

<u>CODE</u>	<u>ITEM</u>	<u>AMOUNT</u>	<u>TOTAL</u>
6500	Earnings on Investments	0	
6600	Food Service Revenue	0	
6700	Revenue From Student Activities	0	
6800	Revenue from Intermediary Sources/Pass-Thru Funds From Other Schools	0	
6900	Other Revenue from Local Sources	0	
6910	Rentals	0	
6920	Contributions and Donations From Private Sources	0	
6940	Tuition From Patrons	2,423,945	
6960	Services Provided Other Local Governmental Units	0	
6970	Services Provided Other Funds	0	
6980	Revenue From Community Service Activities	0	
6990	Refunds and Other Misc. Revenue	0	
	TOTAL REVENUE FROM LOCAL SOURCES	2,423,945	2,423,945

CODE	ITEM	AMOUNT	TOTAL
1000	INSTRUCTION		
1100	Regular Instruction Programs - E/S	850,100	
100	Personnel Services-Salaries	257,940	
200	Personnel Services-Employee Benefits	18,000	
300	Purchased Professional & Technical Services	0	
400	Purchased Property Services	10,000	
500	Other Purchased Services	202,500	
600	Supplies	62,500	
700	Property	0	
800	Other Objects	0	
	TOTAL REGULAR INSTRUCTION PROGRAMS - E/S		1,401,040
1200	Special Instruction Programs - E/S		
100	Personnel Services-Salaries	84,500	
200	Personnel Services-Employee Benefits	29,858	
300	Purchased Professional & Technical Services	0	
400	Purchased Property Services	0	
500	Other Purchased Services	0	
600	Supplies	0	
700	Property	0	
800	Other Objects	0	
	TOTAL SPECIAL INSTRUCTION PROGRAMS - E/S		114,358
1300	Vocational Education Programs		
100	Personnel Services-Salaries	0	
200	Personnel Services-Employee Benefits	0	
300	Purchased Professional & Technical Services	0	
400	Purchased Property Services	0	
500	Other Purchased Services	0	
600	Supplies	0	
700	Property	0	
800	Other Objects	0	
	TOTAL VOCATIONAL EDUCATION PROGRAMS		0
1400	Other Instructional Programs - E/S		
100	Personnel Services-Salaries	0	
200	Personnel Services-Employee Benefits	0	
300	Purchased Professional & Technical Services	0	
400	Purchased Property Services	0	
500	Other Purchased Services	0	
600	Supplies	0	
700	Property	0	
800	Other Objects	0	
	TOTAL OTHER INSTRUCTIONAL PROGRAMS - E/S		0

TOTAL

AMOUNT

CODE	ITEM	AMOUNT
1600	Adult Education Programs	0
100	Personnel Services-Salaries	0
200	Personnel Services-Employee Benefits	0
300	Purchased Professional & Technical Services	0
400	Purchased Property Services	0
500	Other Purchased Services	0
600	Supplies	0
700	Property	0
800	Other Objects	0
TOTAL ADULT EDUCATION PROGRAMS		0
1700	Community / Junior College Education Programs	0
500	Other Purchased Services	0
600	Supplies	0
TOTAL COMMUNITY / JUNIOR COLLEGE EDUCATION PROGRAMS		0
2000	SUPPORT SERVICES	
2100	Support Services - Pupil Personnel	0
100	Personnel Services-Salaries	0
200	Personnel Services-Employee Benefits	5,000
300	Purchased Professional & Technical Services	0
400	Purchased Property Services	0
500	Other Purchased Services	0
600	Supplies	0
700	Property	0
800	Other Objects	0
TOTAL SUPPORT SERVICES - PUPIL PERSONNEL		5,000
2200	Support Services - Instructional Staff	0
100	Personnel Services-Salaries	0
200	Personnel Services-Employee Benefits	0
300	Purchased Professional & Technical Services	0
400	Purchased Property Services	0
500	Other Purchased Services	0
600	Supplies	0
700	Property	0
800	Other Objects	0
TOTAL SUPPORT SERVICES - INSTRUCTIONAL STAFF		0

CODE	ITEM	AMOUNT	TOTAL
2300	Support Services - Administration	199,000	
100	Personnel Services-Salaries	53,713	
200	Personnel Services-Employee Benefits	127,500	
300	Purchased Professional & Technical Services	0	
400	Purchased Property Services	55,800	
500	Other Purchased Services	28,875	
600	Supplies	8,000	
700	Property	0	
800	Other Objects	0	
	TOTAL SUPPORT SERVICES - ADMINISTRATION		472,888
2400	Support Services - Pupil Health	37,000	
100	Personnel Services-Salaries	10,819	
200	Personnel Services-Employee Benefits	4,000	
300	Purchased Professional & Technical Services	0	
400	Purchased Property Services	0	
500	Other Purchased Services	0	
600	Supplies	0	
700	Property	0	
800	Other Objects	0	
	TOTAL SUPPORT SERVICES - PUPIL HEALTH		51,819
2500	Support Services - Business	0	
100	Personnel Services-Salaries	0	
200	Personnel Services-Employee Benefits	84,425	
300	Purchased Professional & Technical Services	0	
400	Purchased Property Services	0	
500	Other Purchased Services	0	
600	Supplies	0	
700	Property	0	
800	Other Objects	0	
	TOTAL SUPPORT SERVICES - BUSINESS		84,425
2600	Operation & Maintenance of Plant Services	105,840	
100	Personnel Services-Salaries	29,266	
200	Personnel Services-Employee Benefits	5,000	
300	Purchased Professional & Technical Services	133,500	
400	Purchased Property Services	0	
500	Other Purchased Services	15,000	
600	Supplies	0	
700	Property	0	
800	Other Objects	0	
	TOTAL OPERATION & MAINTENANCE OF PLANT SERVICES		288,606

ESTIMATED EXPENDITURES AND OTHER FINANCING USES - DETAILED
 2002-2003 General Fund Budget 06/30/2003 Fiscal Year Enc
 Page 5 - PDE-202€

AUN #: 124150003
 2/13/2003 2:50:03 PM

TOTAL

CODE	ITEM	AMOUNT
2700	Student Transportation Services	0
100	Personnel Services-Salaries	0
200	Personnel Services-Employee Benefits	0
300	Purchased Professional & Technical Services	0
400	Purchased Property Services	0
500	Other Purchased Services	0
600	Supplies	0
700	Property	0
800	Other Objects	0
	TOTAL STUDENT TRANSPORTATION SERVICES	0
2800	Support Services - Central	0
100	Personnel Services-Salaries	0
200	Personnel Services-Employee Benefits	0
300	Purchased Professional & Technical Services	0
400	Purchased Property Services	0
500	Other Purchased Services	0
600	Supplies	0
700	Property	0
800	Other Objects	0
	TOTAL SUPPORT SERVICES - CENTRAL	0
2900	Other Support Services	0
100	Personnel Services-Salaries	0
200	Personnel Services-Employee Benefits	0
300	Purchased Professional & Technical Services	0
400	Purchased Property Services	0
500	Other Purchased Services	0
600	Supplies	0
700	Property	0
800	Other Objects	0
	TOTAL OTHER SUPPORT SERVICES	0
3000	<u>OPERATION OF NONINSTRUCTIONAL SERVICES</u>	
3100	Food Services	0
100	Personnel Services-Salaries	0
200	Personnel Services-Employee Benefits	0
300	Purchased Professional & Technical Services	0
400	Purchased Property Services	0
500	Other Purchased Services	0
600	Supplies	0
700	Property	0
800	Other Objects	0
	TOTAL FOOD SERVICES	0

CODE	ITEM	AMOUNT	TOTAL
3200	Student Activities	0	0
100	Personnel Services-Salaries	0	0
200	Personnel Services-Employee Benefits	0	0
300	Purchased Professional & Technical Services	0	0
400	Purchased Property Services	0	0
500	Other Purchased Services	0	0
600	Supplies	0	0
700	Property	0	0
800	Other Objects	0	0
	TOTAL STUDENT ACTIVITIES		0
3300	Community Services	0	0
100	Personnel Services-Salaries	0	0
200	Personnel Services-Employee Benefits	0	0
300	Purchased Professional & Technical Services	0	0
400	Purchased Property Services	0	0
500	Other Purchased Services	0	0
600	Supplies	0	0
700	Property	0	0
800	Other Objects	0	0
	TOTAL COMMUNITY SERVICES		0
3400	Scholarships and Awards	0	0
100	Personnel Services-Salaries	0	0
200	Personnel Services-Employee Benefits	0	0
300	Purchased Professional & Technical Services	0	0
400	Purchased Property Services	0	0
500	Other Purchased Services	0	0
600	Supplies	0	0
700	Property	0	0
800	Other Objects	0	0
	TOTAL SCHOLARSHIPS AND AWARDS		0
4000	FACILITIES ACQUISITION, CONSTRUCTION AND IMPROVEMENT SERVICES		
100	Personnel Services-Salaries	0	0
200	Personnel Services-Employee Benefits	0	0
300	Purchased Professional & Technical Services	0	0
400	Purchased Property Services	0	0
500	Other Purchased Services	0	0
600	Supplies	0	0
700	Property	0	0
	TOTAL FACILITIES ACQUISITION, CONSTRUCTION AND IMPROVEMENT SERVICES		0
5000	OTHER FINANCING USES		

CODE	ITEM	AMOUNT	TOTAL
5100	Debt Service	0	
800	Other Objects	0	
900	Other Financing Uses	0	
	TOTAL DEBT SERVICE		0
5200	Fund Transfers	0	
900	Other Financing Uses	0	
	TOTAL FUND TRANSFERS		0
5300	Transfers to Component Units	0	
900	Other Financing Uses	0	
	TOTAL TRANSFERS TO COMPONENT UNITS		0
5900	Budgetary Reserve	0	
800	Other Objects	0	
	TOTAL BUDGETARY RESERVE		0
	TOTAL ESTIMATED EXPENDITURES AND OTHER FINANCING USES		2,418,136

06/30/2002 Estimate

06/30/2003 Projection

CASH AND SHORT-TERM INVESTMENTS

General Fund	1	1
Special Revenue Funds	0	0
Section 690 Capital Reserve Fund	0	0
Section 1431 Capital Reserve Fund	0	0
Athletic Fund	0	0
Other Special Revenue Funds	0	0
Capital Project Fund	0	0
Debt Service Fund	0	0
Enterprise Fund	0	0
Cafeteria Fund	0	0
Other Enterprise Funds	0	0
Internal Service Fund	0	0
Trust Fund	0	0
Agency Fund	0	0
TOTAL CASH AND SHORT-TERM INVESTMENTS	1	1

LONG-TERM INVESTMENTS

General Fund	0	0
Special Revenue Funds	0	0
Section 690 Capital Reserve Fund	0	0
Section 1431 Capital Reserve Fund	0	0
Athletic Fund	0	0
Other Special Revenue Funds	0	0
Capital Project Fund	0	0
Debt Service Fund	0	0
Enterprise Fund	0	0
Cafeteria Fund	0	0
Other Enterprise Funds	0	0
Internal Service Fund	0	0
Trust Fund	0	0
Agency Fund	0	0
TOTAL LONG-TERM INVESTMENTS	0	0

TOTAL CASH AND INVESTMENTS

	1	1
--	---	---

06/30/2002 Estimate 06/30/2003 Projection
Amount Total Amount Total

SHORT-TERM PAYABLES			
General Fund	1	1	
Other Funds	0	0	
Total Short-Term Payables	1		1
LONG-TERM INDEBTEDNESS			
Bonds Payable	0	0	
Extended Term Financing Agreements Payable	0	0	
Lease-Purchase Obligations	0	0	
Accumulated Compensated Absences	0	0	
Authority Lease Obligations	0	0	
Other Long-Term Liabilities	0	0	
Total Long-Term Indebtedness	0		0
TOTAL INDEBTEDNESS	1		1

SCHEDULE OF BUDGETARY RESERVE APPROPRIATED AND ESTIMATED ENDING UNRESERVED FUND BALANCE
FOR THE PERIOD 07/01/2002 THROUGH 06/30/2003

0770	ESTIMATED ENDING UNRESERVED FUND BALANCE	353,656
5900	BUDGETARY RESERVE	0
0799	TOTAL ESTIMATED ENDING UNRESERVED FUND BALANCE AND BUDGETARY RESERVE	353,656
	TOTAL ESTIMATED ENDING RESERVED AND DESIGNATED FUND BALANCES NOT SCHEDULED FOR LIQUIDATION DURING THIS FISCAL YEAR (I.E. NOT INCLUDED ON THE BUDGET SUMMARY OF ESTIMATED REVENUES AND OTHER FINANCING	0

Estimated Ending Unreserved Fund Balance Justification:
It is prudent to establish a reserve for emergency or unforeseen circumstances.
Budgetary Reserve Justification: